



Providing Quality Service

7608 N Council

Oklahoma City, Ok 73132

405-816-8337

Name	St. Rose of Lima Catholic Church	Contact	Albert Gray	Estimate Date	10/20/2020
Address	421 N 9th St	Work Phone		Cell Phone	
City and State	Perry, Ok	Zip	73077	E Mail	Same

SPECIFICATIONS FOR LABOR AND MATERIALS

Product

Remove 1 Layer and Dispose of Debris at Legal Landfill
Installation of Brava Synthetic Tile
Install Brava Eave Closers
Install Brava Ridge Tile
Install Ridge and Hip Closer
Install Hip Starter Tile
Install Decking 7/16" OSB
Install 4X4" Drip Edge
Install Valley Double 24ga Corrosion Resistant Metal
R&R Counter Flashing 24ga - Color Bronze
R&R Pan Metal 24ga - Color Bronze
Hot dipped Galvanized Nails - Field and
Hot dipped Galvanized Nails - Ridge 1 3/4
Plastic Caps 1"
Sealant Tight Bond
Install Ice and Water Underlayment - 40 Mil GAP HT
Install Gutter and Down Spouts - Add new Sections for proper water flow
Bucket Truck - Champion Roof will work off of Bucket Truck at the eave to save money
Sky Trak
Dumpsters
Freight for Tile

CHAMPION ROOFING, LLC Free Inspection & Estimates

Mike Cowan

841-ROOF
Fax 405-470-1360
Cell 405-420-1743

7608 N Council Rd.
Oklahoma City, OK 73132

mike@championroofingok.com
www.championroofingok.com



State Lic. #80003787
FEIN: 32-0120254
COMMERCIALY ENDORSED

Total \$293,472.00

Flat TPO 60Mil System \$4,200.00

Standing Seam 1" Snaplock 24ga \$21,050.00

\$318,722.00

Notes:

1. The undersigned contractor agrees to furnish all labor, equipment and tools necessary to perform the work specified above
(I) (we) the owner / buyer agree to pay the sum of the agreed price upon completion of the job unless a written agreement is noted.

2. Labor Warranty does not cover damage to roofs caused by lightning, gale (50MPH), Tornado, Hurricane, Hailstorm, Impact or foreign objects or other violent storm or casualty or damage to roofs due to settlement, distortion, failure, or cracking of the roof deck, walls or foundation of a building.

THIS CONTRACT PROPOSAL RESPECTFULLY SUBMITTED BY: Mike Cowan

ACCEPTANCE OF CONTRACT

The above price, specifications and conditions are satisfactory and are hereby accepted. CHAMPION ROOFING LLC, is hereby authorized to perform the work as specified. Payment to be made as stated above. This contract is composed of this page and shall be considered the entire contract by the parties.

ACCEPTED BY OWNER/BUYER

DATE

TERMS AND CONDITIONS. (Please read carefully.)

1. All contracts subject to approval of management.
2. Owner further agrees that the equity in this property is security for this contract. This contract shall become binding only upon acceptance by management.
3. Any and all proposals covered by insurance are subject to change based on accurate number & quality of materials, and/or actual labor used to complete the job.
4. Replacement of deteriorated decking, fascia boards, roof jackets, ventilators, flashing, or other materials, unless otherwise stated in this contract are not included and any additional work shall be agreed upon in advance.
5. All material is guaranteed to be as specified. All left over material is the property of Champion Roofing.
6. All work is to be completed in a workmanlike manner according to standard practices.
7. All agreements contingent upon delays beyond our control.
8. If material has to be reordered or restocked due to a cancellation by the customer there will be a restocking fee equal to 15% of the contract price.
9. Champion Roofing is not responsible for driveways.
10. Labor warranty does not cover damage to roofs caused by lightning, gale (130 MPH) winds, hurricane, tornado, hailstorm, impact of foreign objects, or other violent storm casualty, or damage due to settlement, distortion, failure or cracking of the roof deck, walls of foundation of building. Warranty applies to the roof only. Not responsible for interior content/property damage during installation and during warranty period.
11. By signing the acceptance of proposal, the owner waives any liability of Champion Roofing for fungus, mold, mildew, spores, or rot.
12. Champion Roofing will use all possible caution when applying shingles, but it is the responsibility of the owner to notify Champion Roofing of any gas, electrical, or A/C lines in the attic that are not installed properly. Code requires space and/or covering protection to prevent nail punctures during roof installation. It is good practice to verify that lines are not next to decking by checking with the contractor of installation, or visual check in the attic before roofing is begun.
13. Payment for the roof is due as agreed on in estimate. Any additional work shall not delay roof payment.
14. All discounts and warranties are void if not paid when the balance is due. Labor and material warranty are non-transferable.
15. Any collection expense incurred, such as attorney fees and court costs, shall be added to balance due.
16. All past due sums under this contract shall bear interest at the rate of 2% per month until paid in full.
17. Insurance Carrier and Mortgage Company are authorized to include Champion Roofing as additional payee on draft.

NOTICE TO OWNER

YOU ARE HERBY NOTIFIED THAT ANY PERSON PERFORMING LABOR ON YOUR PROPERTY OR FURNISHING MATERIALS FOR THE CONSTRUCTION, REPAIR, OR IMPROVEMENT OF YOUR PROPERTY WILL BE ENTITLED TO A LIEN AGAINST YOUR PROPERTY IF THEY ARE NOT PAID IN FULL, EVEN THOUGH YOU MAY HAVE PAID THE FULL CONTRACT PRICE TO YOUR CONTRACTOR. THIS COULD RESULT IN YOUR PAYING FOR LABOR AND MATERIALS TWICE. THIS LIEN CAN BE ENFORCED BY THE SALE OF YOUR PROPERTY. TO AVOID THIS RESULT YOU MAY DEMAND FROM YOUR CONTRACTOR LIEN WAIVERS WITHHOLDING PAYMENT TO THE CONTRACTOR IN THE AMOUNT OF ANY UNPAID CLAIMS FOR LABOR OR MATERIALS. YOU ALSO HAVE THE RIGHT TO DEMAND FROM YOUR CONTRACTOR A COMPLETE LIST OF ALL LABORERS AND MATERIAL SUPPLIERS UNDER YOUR CONTRACT, AND THE RIGHT TO DETERMINE FROM THEM IF THEY HAVE BEEN PAID FOR LABOR PERFORMED AND MATERIALS FURNISHED. Oklahoma Statute, Title 42 Section 142.1



Job Safety/Hazard Analysis

Job Name and/or Specific Activity: St. Rose of Lima Catholic Church		Date:	New	Revised
Contractor Name: Champion Roofing		Analysis By: Alan Wyett	X	
Minimum Required Personal Protective Equipment: Safety Harness and rope, Work boots, Shirts (minimum 4" sleeves), long pants, gloves, eye protection, a (where outlined below)		Reviewed By:		
		Approved By:		

Sequence of Basic Job Activity	Potential Hazards/Accidents	Recommended Safety Job Procedures Analysis-Preventive Action
Weather Issues	Rain, Wind, Tornado, lightening, Ice & Snow	1. If you encounter lightning, high winds, hail, or heavy rain. Seek shelter immediately 2. If possible, secure any materials on the ground and those that could be blown off the roof. 3. Protect all employees and pedestrians that are close to job-site. 4. Wear shoes that won't slip in wet weather.
Housekeeping	Slips, Trips & Falls Flying debris Fall Hazards Fire Hazards	1. Materials must be neatly stacked and placed away from foot traffic. 2. Materials and equipment should not be stored within 6 ft. from the edge of the roof. 3. Where necessary, wheels on rolling equipment should be locked or chocked (blocked) 4. Trash and scrap are fire hazards and must be collected and disposed of immediately. 5. All flammable liquids must be stored in an approved safety can. 6. Fire extinguishers must be within sight
Use of Power Tools & Hand tools	Cuts Flying debris Removed or missing guards Pinch points Shocks	1. Personal protective equipment, such as safety glasses and gloves should be worn at all times 2. Never remove or modify safety guards, except during maintenance and cleaning. When you remove guards immediately replace it upon completion. 3. Never operate power tools while wearing loose clothing jewelry, or anything else that could catch in moving parts.

		<ol style="list-style-type: none"> 4. Maintain tools in good working condition. 5. Do NOT use or store tools in wet or damp locations.
Personal Protective Equipment	Head Hat	<ol style="list-style-type: none"> 1. Hard hats shall always be worn when work is being performed above your work area and while on the ground or while operating ground equipment.
Electrical	Extension Cords Shocks GFCI protection	<ol style="list-style-type: none"> 1. Inspect cords daily for damages and remove from service if not properly grounded or if outer sheathing is cut or damaged. 2. Utilize "Out of Service" tags for all damaged cords 3. Use GFCI's to prevent from shock or electrocution.
Material Handling	Back injuries due to lift heavy material	<ol style="list-style-type: none"> 1. Utilize two workers to lift material that is of heavy weight.
Material Storage	Roofing storing Ground Storing Trash removal	<ol style="list-style-type: none"> 1. Roofing material and equipment will be stored at the location designated by the GC superintendent... 2. Material stored on the roof will be stored 6ft or more from roof edge 3. Employees receiving materials, equipment and/or removing debris on the lower roof, from the lift must be behind the guardrail system or wearing properly configured Personal Fall Arrest System. 4. Material being stored on the ground needs to NOT block building doors for emergency egress out of building 5. Barricade area around material storage so to protect pedestrians 6. Roofing debris will be removed from roof and placed in a dump trailer.
Heavy Equipment Use	Ladder Lift	<ol style="list-style-type: none"> 1. Operator must perform pre-lift inspections of all equipment
Fall Protection	Falls from heights while working on the roof.	<ol style="list-style-type: none"> 1. Flagging will be provided 6' from the edge of all flat roof areas. 2. While workers are working outside of the flagged areas on the roof Personal Fall Arrest system will be utilized for fall protection. 3. PFAS will consist of Full Body Harness, Anchor, vertical 5/8 rope lifeline, Rope Grab(s). 4. While working on the pitched roof areas; workers will be secured: <ol style="list-style-type: none"> a. To a roof anchor that will be attached to the roof deck. b. To a 2-man OSHA approved cable attachment system attached to the roof deck per manufactures instructions.



7608 N Council
Oklahoma City, Ok 73132
(405) 814-7663

Date of Inspection: Tuesday, October 20, 2020

Contact: mike@championroofingok.com

Phone: (405) 420-1743

Customer Name:

St. Rose of Lima Catholic Church

Address:

421 N 9th St

Perry, Ok 73077

Your roof was examined for multiple checkpoints. Please see the matrix below for possible issues:

- | | | |
|--|---|--|
| <input type="checkbox"/> Algae/Moss Build-up | <input type="checkbox"/> Missing Shingles | <input type="checkbox"/> Soffit Damage |
| <input type="checkbox"/> Blistering | <input type="checkbox"/> Multiple Layer Failure | <input type="checkbox"/> Transitions |
| <input type="checkbox"/> Chimney/Dead Valley Flashing | <input type="checkbox"/> Nail Exposures | <input type="checkbox"/> Utilities Penetrations |
| <input checked="" type="checkbox"/> Drip Edge | <input type="checkbox"/> Pipe Flashing | <input type="checkbox"/> Valleys |
| <input type="checkbox"/> Excessive Granule Wear | <input type="checkbox"/> Pipes | <input type="checkbox"/> Vent Caps |
| <input type="checkbox"/> Fascia | <input type="checkbox"/> Proper Caulking | <input type="checkbox"/> Vent Function |
| <input type="checkbox"/> Flashing | <input type="checkbox"/> Rafter Tails | <input checked="" type="checkbox"/> Mortar missing at Ridge |
| <input checked="" type="checkbox"/> Guttering/Downspouts | <input type="checkbox"/> Ridges | <input checked="" type="checkbox"/> Wall Flashing needs to be replaced |
| <input type="checkbox"/> Hail Hits | <input type="checkbox"/> Roof Area Sway | <input checked="" type="checkbox"/> Missing Tile |
| <input checked="" type="checkbox"/> Improper Sealing | <input type="checkbox"/> Roof Member Failure | <input checked="" type="checkbox"/> Missing Eave Metal |
| <input type="checkbox"/> Excessive Wear on Flat Sections | <input type="checkbox"/> Shingle Curling | <input checked="" type="checkbox"/> Chimney Flashing |
| <input type="checkbox"/> Lap Separations | <input type="checkbox"/> Shingle Damage | <input type="checkbox"/> |
| <input type="checkbox"/> Loose Shingles | <input type="checkbox"/> Sky Lights | <input type="checkbox"/> No Issues Found |

1 Roof Surface: Please review the pictures and commentary analysis of your roof.



Pictures of wall flashing

1b

Roof Surface: (Continued)



Here are pictures of the parapet wall that needs Flashing and Counter Flashing.

1c

Roof Surface: (Continued)



Pictures of Wall Flashings

2

Extended Observations. Many factors play a role in a healthy and protected roof. Please review the pictures and commentary analysis of your roof's peripheral materials and equipment.



Picture 1 shows missing Eave Metal and Damaged Wood at the eave - Picture 2 Shows a need for Counter Flashing on the walls above the R Panel Roofing System.


3 **Analysis and Summary:** Please review the overall analysis and summary of your roof.

Champion Roofing inspected the Roof and found a need to reflash and counter flash the parapet walls. We also found damage at the eaves where wood is exposed. Both Flat sections show wear and need to be replace and the Gutter on the North side need to be addressed . The existing Roof has a shingle roof under the existing Tile Roof. This is not good for the integrity of the Roof. Champion Roofing recommends to replace the Roof.



Dependable ● Reputable ● Professional ● Competitive

That's Our Promise to You!




TOP RIDGE

Weight 3.5 lb.

Length 17"

Width 10" x 10 $\frac{3}{8}$ "



RAKE

Weight 2.9 lb.

Length 16 $\frac{1}{8}$ "

Width 5 $\frac{1}{2}$ " x 6 $\frac{1}{2}$ "



HIP/RIDGE

Weight 3.2 lb.

Length 17 ½"

Width 8 ¼" x 9"



HIP STARTER/BULL NOSE

Weight 3.5 lb.

Length 17 ½"

Width 7 ¾" x 8 ¾"

All tiles will be secured with two fasteners, as per Brava Tiles' instructions. Two fasteners will be used on the pre-marked nail hole indicators for a 13.5" exposure.

Blending of Tiles

It is recommended that the installer load the roof with tiles out all the pallets, rather than from a single pallet to achieve the desired blending. Good blending is the responsibility of the installer.


ACCESSORIES

EAVE CLOSURE/STARTER

Weight .6 lb.

Length 11 $\frac{3}{4}$ "

Width 3"



RIDGE CLOSURE

Weight .5 lb.

Length 11 $\frac{3}{4}$ "

Width 2 $\frac{1}{2}$ "

WALL SIDING/CLADDING NOT SHOWN FOR CLARITY

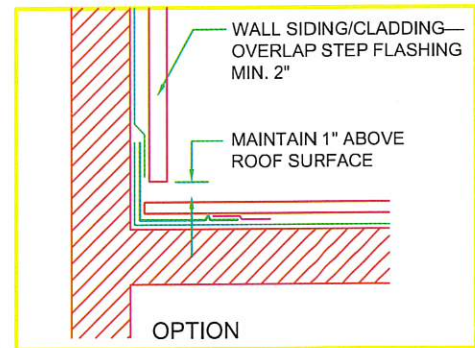
ONE-PIECE SHEET-METAL COUNTERFLASHING—
OVERLAP SIDEWALL FLASHING MIN. 2"

BUILDING WRAP—
OVERLAP
COUNTERFLASHING
MIN. 2"

APPROPRIATE
FASTENERS

MAINTAIN 1"
ABOVE TILE
SURFACE

UNDERLAYMENT
TURNED UP WALL



STRIPPING PLY

SLOPE

SHEET-METAL
SIDEWALL
FLASHING

TILE

NOTES:

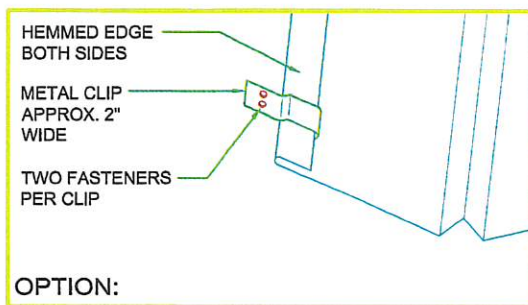
1. FOR SECUREMENT AND JOINERY OPTIONS FOR SHEET METAL AND COUNTERFLASHING OPTIONS, REFER TO THE NRCA ROOFING MANUAL: ARCHITECTURAL METAL FLASHING, CONDENSATION AND AIR LEAKAGE CONTROL, AND REROOFING.
2. REFER TO THE INTRODUCTION OF THE CONSTRUCTION DETAILS CHAPTER FOR ADDITIONAL INFORMATION.

SIDEWALL FLASHING WITH ONE-PIECE COUNTERFLASHING

2017

NOT DRAWN TO SCALE

TILE(IL)-10A



FIELD UNDERLAYMENT AND ROOF
DECK NOT SHOWN FOR CLARITY

VALLEY METAL FABRICATED FROM
MIN. 24" WIDE SHEET—LAP VALLEY METAL
MIN. 8" AND SET IN SEALANT

EXTEND TILE 4" MIN.
OVER VALLEY METAL

VALLEY
UNDERLAYMENT

STRIPPING PLY

WIRE TIE

SLOPE

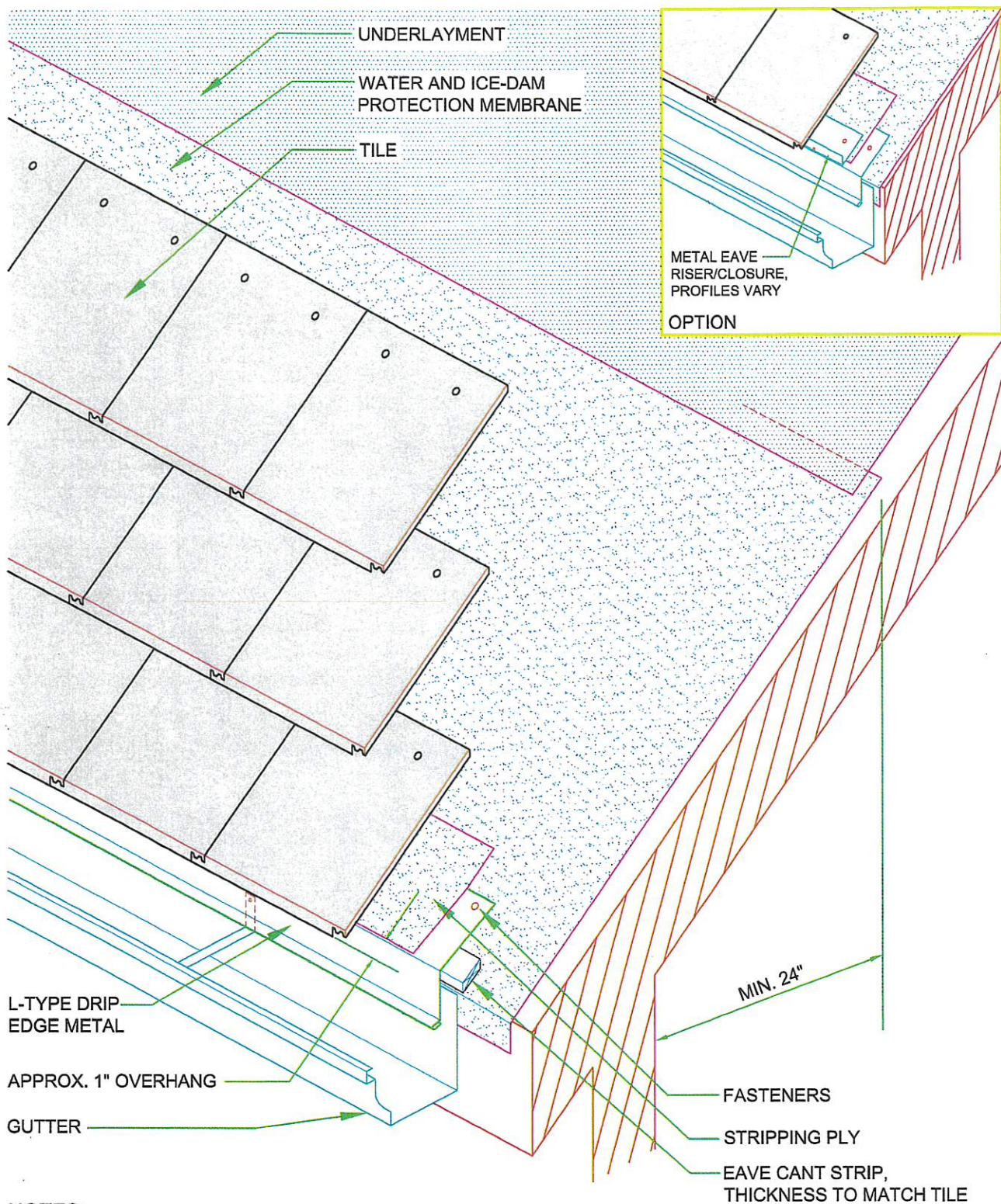
TILE

MORTAR

NOTES:

1. VALLEY UNDERLAYMENT TYPE AND NECESSITY MAY VARY DEPENDING ON CLIMATIC CONDITIONS.
2. TILE SHOULD NOT BE FASTENED THROUGH THE VALLEY METAL; USE WIRE-TIED SYSTEMS.
3. REFER TO THE INTRODUCTION OF THE CONSTRUCTION DETAILS CHAPTER FOR ADDITIONAL INFORMATION.

OPEN VALLEY



NOTES:

1. THIS DETAIL SHOWS ONE TYPE OF GUTTER SUPPORT. GUTTER SECUREMENT AND SUPPORT OPTIONS VARY.
2. REFER TO THE INTRODUCTION OF THE CONSTRUCTION DETAILS CHAPTER FOR ADDITIONAL INFORMATION.

EAVE WITH GUTTER AND WATER AND ICE-DAM PROTECTION MEMBRANE



50-Year Limited Warranty

This is a limited manufacturer's warranty, which, subject to the terms and conditions herein described, Brava Roof Tile (hereinafter "Brava") extends to all original property owners of Brava roofing shingles (the "Products") regardless of where the owner purchased the Products.

Limited Warranty

Subject to the terms, conditions and limitations set forth below, Brava warrants to the original owner of the property on which the Products are installed, and to any party to whom such owner transfers ownership as permitted herein, for a period of 50 years after installation, that the Products have been manufactured free from defects that materially affect performance when subjected to normal and proper use.

Transferability

This warranty is transferrable by the original owner only. To be a valid transfer: 1) the original owner and subsequent buyer shall fill out and mail the Warranty Transfer (attached) within thirty (30) days of the transfer of the property on which the Products have been installed; and 2) shall pay a \$100.00 transfer fee. The warranty is not transferable a second time.

Remedy

Brava assumes the obligation, in its sole discretion, to either: A) provide replacement products and installation costs to repair the affected portions of the roof, or B) refund the original purchase price of the Products, excluding freight and other related costs. In the event Brava selects Option A, installation costs shall include labor, flashing, metal work, underlayment, shingle disposal, and other related costs, provided however, that Brava's obligation to pay said installation costs shall not exceed the prevailing local rates, or \$350 per one hundred square feet, whichever is lower. Furthermore, Brava reserves the right to approve the selection of any contractor enlisted by the Owner to perform the repair work. Notwithstanding the foregoing, one hundred and twenty (120) months from the date of installation of the Products, Brava's sole responsibility shall be the issuance of a refund, which amount shall be a percentage of the original purchase price of the Products, which percentage shall be determined by dividing the number of months remaining in the warranty period by 600. Brava's refund after 120 months from the date of installation specifically excludes installation costs and other related costs. Any claim and/or replacement of Brava products will not extend the warranty period set forth above. Notwithstanding anything herein to the contrary, no benefit under this warranty shall accrue to any owner and Brava shall incur no liability under this warranty unless and until the Products have been paid for in full by owner or its predecessor in title.

Insurable Risks

Before any coverage shall apply under this warranty, in the event of damage to Products caused by any insurable risk during the warranty period, the owner must first exhaust all efforts to pursue the cost of replacement or repair of all damaged Products through the owner's insurance coverage. Any costs incurred by the owner in excess of the insurance contributed by any source of insurance reimbursements (excluding insurance deductibles), will be reimbursed by Brava only to the extent such costs are otherwise permitted pursuant to this warranty.

Customer Responsibilities

To be a valid warranty, the original owner must complete the attached Registration of Limited Warranty within thirty (30) days of the completion of installation of the Products. For any alleged warranty claims, the warranty claimant must notify Brava in writing within sixty (60) days after discovery of any manufacturing defect or covered damage. The warranty claimant must include proof of purchase (or proof of warranty transfer in accordance with this warranty), and proof of property ownership, along with such notice. Failure to timely notify Brava of any defect or damage shall nullify this warranty.

Limitations

This warranty does not apply to, and Brava shall not be liable for:

{00206610 2}

1. Damage to the roofing product due to causes beyond normal service and use, including, but not limited to:
 - a. Wind velocities greater than 80 or 110 mph depending on installation method. (High wind applications are available in excess of 110 mph, but will require a high wind specification warranty.)
 - b. Impact of foreign objects (including without limitation tree branches), hail in greater diameter than 1 ½" as determined by the National Weather Bureau, earthquake, flood, lightning, hurricane, tornado or other casualty or act of God.
 - c. Improper storage or misuse of the Products.
 - d. Vandalism.
2. Damage to the Products caused by alterations made after completion of the application, including, but not limited to, structural changes, equipment installation, painting or the application of cleaning solutions, coatings, or other modifications.
3. Improper installation or installation not in strict adherence to Brava's written installation instructions.
4. Installation of Products while the temperature is less than 32 degrees Fahrenheit.
5. Damage or loss caused by ice backup, ice damming or snow slides.
6. By any failure of materials used as a base or sheathing over which the roof or Products are applied.
7. Damage to the Products caused by movement, distortion, cracking or settling of the roof deck caused by the settlement of the building.
8. Discoloration due to: exposure to chemicals, paints, solvents, or metals including copper, zinc or any other metal that might discolor; shading or sap from trees, bushes, plants or natural vegetation; or algae, fungi, insects, animals, lichen or cyan bacteria
9. Discoloration or damage related to chimney exhaust (including, but not limited to, ash).
10. Inadequate roof drainage.
11. Distortion or warping related to additional or unusual heat sources, including without limitation reflections from windows or metallic surfaces, or heat buildup caused by non-compliance with local building codes covering roof ventilation (compliant ventilation shall include, at a minimum, compliance with 2006 IRC Section R806.1 and R806.2).
12. Damage resulting from foot traffic or from accessing the roof for construction, maintenance, or repair activities involving equipment or features including, without limitation, chimneys, ventilations systems, HVAC systems, satellite dishes, or antennae.
13. Any maintenance, repair or replacement to the Products not authorized in advance by Brava.
14. Any other cause not involving inherent manufacturing defects in the materials supplied by Brava.

THIS WARRANTY CONTAINS ALL THE PROVISIONS OF YOUR REMEDIES AND REPLACES ALL OTHER ORAL OR WRITTEN WARRANTIES, LIABILITIES OR OBLIGATIONS OF BRAVA EXPRESSED OR IMPLIED. THERE ARE NO OTHER WARRANTIES THAT EXTEND BEYOND THE DESCRIPTION ON THE FACE HEREOF AND BRAVA MAKES NO WARRANTY, EITHER EXPRESSED OR IMPLIED, OR FITNESS FOR PARTICULAR PURPOSE, AND NO WARRANTY SHALL ARISE FROM A COURSE OF DEALING OR USAGE OF TRADE. IN NO EVENT SHALL BRAVA BE LIABLE FOR INCIDENTAL, SPECIAL, COLLATERAL OR INDIRECT DAMAGES OR FOR DAMAGE TO THE BUILDING, ITS CONTENTS OR ITS OCCUPANTS, AND CONSEQUENTIAL DAMAGE OF ANY KIND, INCLUDING LOSS OF BUSINESS OR PROFITS AND INABILITY OF OWNER OR ANY OTHER PERSON TO USE THE ROOFING OR REINSTALLATION LABOR COSTS. NO FIELD REPRESENTATIVE OR DISTRIBUTOR OF BRAVA IS AUTHORIZED TO MAKE ANY CHANGES OR MODIFICATIONS TO THIS WARRANTY. BRAVA'S LIABILITY IS LIMITED TO THE PROVISIONS OF THIS WARRANTY, WHETHER ANY CLAIMS AGAINST IT IS BASED UPON STRICT LIABILITY, NEGLIGENCE, BREACH OF WARRANTY OR ANY OTHER THEORY OR CAUSE OF ACTION.

Fading

Brava's Products are engineered to the highest available standards to resist color fading, however, the color of materials subjected to elements of the outdoor environment may weather over time. The degree of weathering depends on a number of factors specific to the geographic area in which the materials are installed. This warranty shall cover, for any claim that is reported within ten (10) years from the date the Products were installed, any fading which is greater than four (4) Hunter units, as determined in accordance with ASTM D2244, beyond what is typical of roofing materials installed in the geographic region where the Products are installed. In the event the change in color exceeds four (4) Hunter units but does not exceed, in Brava's sole discretion, what is typical for the geographic area or a claim is made more than ten (10) years from the date the Products were installed, this warranty shall not apply. In the event a claim for fading is covered under this warranty, the provisions of the "Remedy" section shall apply.

Replacement Variations

Brava reserves the right to discontinue or modify any of its roofing products, including the color thereof without notice to the owner and shall not be liable to the owner as a result of any such discontinuation or modification. In addition, Brava shall not be liable in the event the replacement roofing product may vary in color in comparison to the original roofing product as a result of normal weathering or variations in color within a single batch or between batches (including between materials manufactured at different times.) If Brava replaces any roofing product under this warranty, it may substitute roofing product designed by Brava to be of comparable quality or price range in the event the original roofing product purchased is no longer available.

Terms and Conditions

{00206610 2}

Brava's liability to the owner of the Products shall also be subjected to the following terms and conditions; a) Products have been installed strictly in accordance with all applications instructions as per Brava's written application instructions; b) the registration certificate must be completed, signed by the installing contractor and returned to Brava within thirty (30) days after the completion of the installation; c) claims under warranty will be honored if submitted by registered or certified mail to Brava Roof, PO Box 484, Washington, IA 52353 within sixty (60) days following the discovery of any defect covered by this warranty, with specific details in writing, and provided Brava or its agent are permitted a commercially reasonable opportunity to examine and analyze the material claimed to be defective. Brava may require the owner to submit, at the owner's expense, a photograph or a sample of the defective material for analysis; d) an authorized representative of Brava shall approve of such claim in writing.

THIS WARRANTY, WHICH IS LIMITED AS INDICATED ABOVE, GIVES THE OWNER SPECIFIC LEGAL RIGHTS AND THE OWNER MAY ALSO HAVE OTHER RIGHTS WHICH VARY FROM STATE TO STATE.

Dispute Resolution

This warranty shall be interpreted and enforced in accordance with the laws of the state of Iowa. Any dispute arising from this warranty shall be resolved in the District Court of Johnson County, Iowa. Owner hereby agrees that it will not contest the jurisdiction of the District Court for Johnson County, Iowa to resolve any dispute related to this warranty.

REGISTRATION OF WARRANTY TRANSFER (for use by subsequent purchaser): ALL INFORMATION MUST BE COMPLETED LEGIBLY TO PROCESS WARRANTY.

- Within 30 days of real estate transfer date, mail to Brava Roof Tile, Attn: Warranty Transfer, P.O. Box 484, Washington, IA 52353
- Include one hundred dollars (\$100.00) warranty transfer fee. Send check or money order only, payable to Brava Roof Tile.

Original owner _____ Real Estate Transfer Date _____
(Please print legibly)

Address _____ 2nd Owner's Name _____

City _____ State _____ Zip _____ Home Phone _____ Work phone _____

Signature of Original Owner _____ Date _____ Signature of 2nd Owner _____ Date _____

-----Cut on dotted line-----Detach of dotted line-----

REGISTRATION OF LIMITED WARRANTY (for use by original owner). All information must be completed legibly to process warranty. Mail within 30 days to: Brava Roof Tile, Attn: Warranty Registration, P.O. Box 484, Washington, IA 52353

Original owner _____ Name of Contractor _____
(Please print legibly) (Please print legibly)

Address _____ Address _____

City _____ State _____ Zip _____ City _____ State _____ Zip _____

Signature of Owner _____ Date _____ Signature of Contractor _____ Date _____

Type of Product _____ Date Installed _____ Place of Purchase _____ City _____ State _____ Zip _____
(Slate/Spanish/Shake)

Color: _____

From: Mickey Clagg <mclagg@midtownr.com>
Sent: Thursday, May 28, 2020 1:40 PM
To: mike@championroofingok.com
Subject: Letter of recommendation for Champion Roofing

Champion Roofing and Mike Cowan recently worked with one of our companies, Oklahoma Refrigerated Services which is a cold storage warehouse in Oklahoma City. The roof was damaged by a hailstorm. The roof was old and has been repaired multiple times over the years. Because of the construction as a cold storage warehouse and multiple additions to the building and rooftop equipment it was a very difficult roof to repair. Mike's team counseled us on the proper roof system for our needs and gave us a firm bid. They stuck to it even though they encountered several unforeseen conditions. They completed the roof on time and on budget. I would recommend Champion Roofing and Mike Cowan for any roofing project.



Mickey L. Clagg
Midtown Renaissance
P. O. Box 2898
Oklahoma City, OK 73101

405/488-2555 office
405/706-3360 cell

mikecwn@gmail.com

From: RON JOHNSTON <rlj926@aol.com>
Sent: Tuesday, May 26, 2020 7:27 PM
To: mikecwn@gmail.com
Subject: Champion Roofing

To who it may concern:

My name is Ron Johnston, past president of Newport Village HOA on Monkey Island. A few years ago we had an insurance claim for hail damage at our complex. The board and I received an offer from the insurance company of a little over \$350,000 for damage. We had Champion Roofing (Mike Cowen) survey all the roofs and negotiate with our insurance company and received over \$845,000, which enabled us to have all roofs on every building in Newport replaced with top quality. Since then Champion Roofing has for over 4 years stood behind their work. Totally accessible without question. I would recommend them to anyone, and personally would use no one else.

Sent from my iPad

RON JOHNSTON
Past President of Newport Village HOA



the children's center
REHABILITATION HOSPITAL

Albert Gray
Chief Executive Officer

May 27, 2020

Mike Cowan,

Thank you for negotiating with the insurance company on behalf of The Children's Center Rehabilitation Hospital.

Your attention to detail helped us with a settlement that exceeded our expectations. We feel certain your help saved us over one million dollars.

Thank you again for utilizing your talent to benefit our hospital.

God Bless –


Albert D. Gray

6800 N.W. 39th Expressway Bethany, OK 73008 • 405.470.2233



1201 N. Robinson Oklahoma City, OK 73103
phone 405.232.4255 fax 405.272.2939 website www.fbcokc.org

May 31, 2018

To Whom It May Concern:

I would like to recommend to you the services of Champion Roofing. Champion worked with First Baptist Church of Oklahoma City for over a year. They were recommended to us by a church member and we fully vetted them. All of the people we spoke to about Champion had high praise and so we chose them to replace our tile roofs. Our church building is over 100 years old and it is a historic landmark in OKC. It was important to us to choose someone who could respect that heritage while also giving us a quality product to get us many years of us. Mike Cowan and Alan Wyett patiently and honestly worked with us, with our insurance company, and with multiple parties involved to provide us with the best possible solution. The entire process took over a year. They were available any time we needed to meet with contractors, engineers, adjusters, or church committees. They provided excellent documentation for each step of the process and helped us fully understand our options. Once we had settlement, they were prompt in their work. Each and every person on the job was friendly and efficient. They worked to the highest levels of safety. We were updated constantly on timelines, issues, and options. Our new roof is not only beautiful, it is secure and functional. Champion went above and beyond, doing work for us beyond the scope of insurance at their own cost. We can't say enough good words about how they cared for and understood our needs. I highly recommend their services to you.

Sincerely,

Kristin McAtee

Minister for Administration and Children